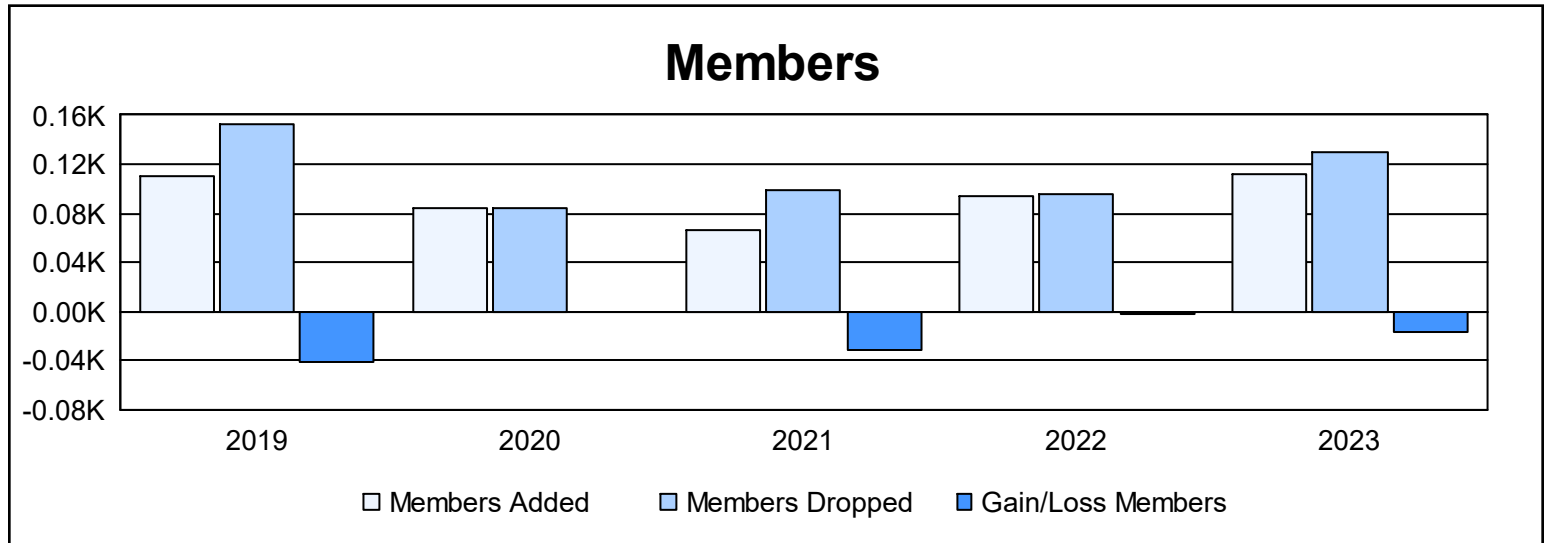
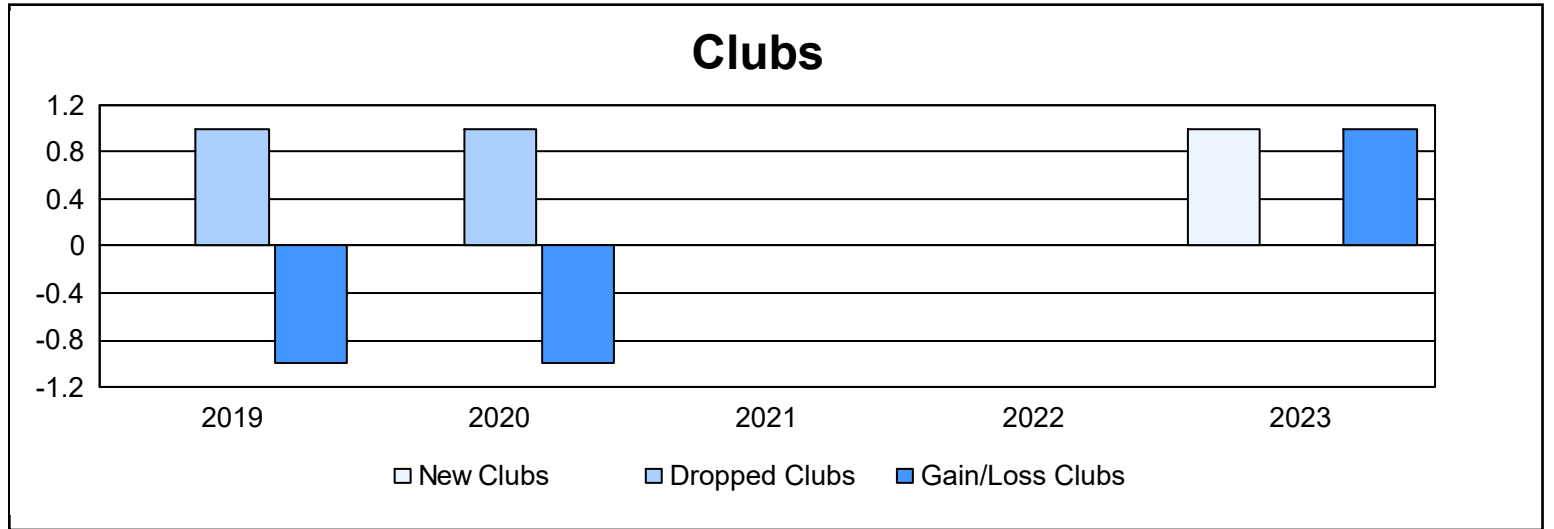
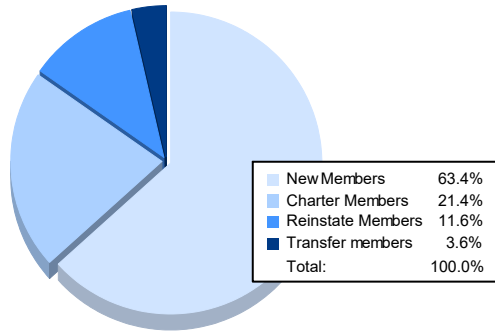


Year	New Clubs	Dropped Clubs	Gain/ Loss Clubs	New Members	Charter Members	Reinstate Members	Transfer Members	Total Member Added	Total Members Dropped	Gain/ Loss Members
2018-2019	0	1	-1	94	0	9	8	111	153	-42
2019-2020	0	1	-1	67	3	14	1	85	85	0
2020-2021	0	0	0	55	0	9	3	67	99	-32
2021-2022	0	0	0	88	0	3	3	94	96	-2
2022-2023	1	0	1	71	24	13	4	112	129	-17
<b>Average</b>	<b>0</b>	<b>0</b>	<b>0</b>	<b>75</b>	<b>5</b>	<b>10</b>	<b>4</b>	<b>94</b>	<b>112</b>	<b>-19</b>



### Membership Composition June 2023 Cumulative



### Gender Composition June 2023 Cumulative

